

# SALES CATALOG

## World 2024

*Prenatal Diagnostic &  
Quantification of maternal-fetal  
hemorrhage*

CE IVD



*Serving YOU since 1985*



Carefully read the instructions on the label and/or the reagents' operating instructions and in the system operating manuals.


*All our products are guaranteed with regard to their properties and qualities indicated in the instructions for use. IBB declines all responsibility if the products are used for other purposes.*

Find the list of current notices on [www.ibjb.fr](http://www.ibjb.fr)

Founded in 1985, Institut de Biotechnologies Jacques Boy is today a historical and essential player in blood grouping. Based in Reims, 45 minutes from Paris, IBBJ **designs, manufactures and markets Medical Devices for In Vitro Diagnostic (IVD-MD)** manufactured in France, intended for immunohematology and molecular biology.

IBBJ focuses its strategy on **innovation** in response to the specific and evolving needs of customers, users and patients. Constantly monitoring scientific progress, its multidisciplinary teams provide a global approach through **applied research and project valorisation** in partnership with both academic structures and manufacturers. By focusing on **synergies** internally and externally, it puts its knowledge and know-how at the service of public health, especially the health of the **pregnant woman and her future child**.

**Certified ISO 13485: 2016** and labeled Bpi Excellence, IBBJ puts confidence at the heart of its activities and dedicates its daily expertise to your own projects and issues.



## Need a reagent or product that does not appear in this catalog?

Eager to respond in the most responsive way to our customers, we focus our efforts on the products most necessary to their daily needs and adapted to their constraints.

That's why our annual catalog and our product range are subject to a **selection and evolution work constantly reviewed**. Doing this, we ensure that medical **laboratories, whatever public or private, distributors and users**, can profit from the **last novelties** and work in a **serene way**, no matter the constantly emerging means and constraints. Our permanent focus remains the **well-being of their patients**.

**So, if you are looking for a product** which does not appear in this catalog (in immunohematology in particular but also in connection with our other product range and expertise), in a packaging not proposed here (in bulk for instance), with specific characteristics (foreign markets), or even if you want to distribute our products, **do not hesitate to contact our sales team**:

[contact@ibjb.fr](mailto:contact@ibjb.fr)



*«To me, research means methodically observing the world around us to better know and understand it. It is bringing together our knowledges to draw conclusions and innovative applications originating new tools, to the greater benefit of the humanity and its well-being.»*

**Dr Marc MENU, CEO of IBBJ**

# Summary of our expertise

---

## PRENATAL DIAGNOSIS: FETAL GENOTYPING

---

[Page 5-6](#)

Kits for fetal *RHD* genotyping on maternal blood  
Internal Quality Control for fetal *RHD* genotyping

[Page 5](#)  
[Page 5](#)

## QUANTIFICATION OF MATERNAL-FETAL HEMORRHAGE (KLEIHAUER)

---

[Page 7-9](#)

Easy-K coloring support  
Coloring kit  
Accessories  
Quality control for the detection and quantification of fetal red blood cells

[Page 7](#)  
Page 7  
Page 9  
Page 9

## CONTACT US

---

[Page 10](#)

Please carefully read the instructions on the labeling and / or the reagent instructions for use and / or the system manuals.  
List of notices in force on [www.ibjb.fr](http://www.ibjb.fr)

# PRENATAL DIAGNOSIS : FETAL GENOTYPING

IBJB produces in its laboratories the first CE-IVD for fetal *RHD* genotyping in the world using 3 exons (5, 7 and 10), allowing to detect **very specifically** many variant of the *RHD* gene and be certified as Class D under the new CE IVDR 2017/746 regulation. All batches undergo a **performance check by an independent expert laboratory** before release.

Designed for the diagnosis of fetomaternal incompatibility in RhD-negative mothers-to-be, it amplifies 3 exons of the *RHD* gene, ensuring a **highly reliable result with 100% sensitivity**.

It is dedicated to specialized laboratories and technicians, to practice activities dedicated to genetics prenatal diagnosis, and with whom our experts remain in a permanent proximity, offering them a personalised accompaniment **in the daily use of the kit**.

The number of tests that can be performed with a kit depends on the number of runs (series), knowing that it is imperative to include a positive control and a negative control per run (series). It is necessary to perform **1 test to have 1 result**, this is how the kit permits to perform **96 tests in 1 to 6 runs (series)**.



Designation	Conditioning	Ref.
<b>Free DNA Fetal Kit RhD</b> > Can be performed after 11 gestational weeks > Amplification of exons 5, 7 & 10 > Includes : Positive (+) <i>RHD</i> control, Negative (-) <i>RHD</i> Control & Internal Control (I.C.)		
<b>Free DNA Fetal Kit RhD « Duplex »</b> > Contains reagents to test up to 93 patients	Box	502080533
<b>INTERNAL QUALITY CONTROL</b>		
<b>IJB-RHD DNA CONTROL</b> > Internal quality control for molecular biology technic during fetal <i>RHD</i> genotyping determination, performance's verification.	Box 4 x 1 ml	508020154

# Fetal *RHD* genotyping

from a maternal blood sample collected from the 11th GW.

IBJB produces in its laboratories a IVD MD for fetal *Rhd* genotyping responding the European regulatory requirements by being certified in class D according to the new CE IVDR regulation 2017/746. Intended for the diagnosis of feto-maternal incompatibility in RhD-negative expectant mothers, it is available to laboratories with ISO 15189 Standard.



100% MADE IN FRANCE

## SENSITIVE AND SPECIFIC

Amplification of exons 5,7 & 10 of the *RHD* gene ensures **maximum sensitivity** including for future mothers with silent *RHD* genes.



## A COMPLETE KIT

The kit **includes all the necessary elements**. It is exclusively dedicated to the determination of *RHD* fetal genotype.



## AN IQC AVAILABLE<sup>1</sup>

Developed with the same requirements as the box, the **IQC «IBJ-RHD DNA CONTROL»** contains 4 identical samples of human plasma acting like the plasma of an *Rhd*-negative patient carrying *Rhd*-positive fetus with DNA present in low quantities.



REFERENCE : 502080533

## Free DNA Fetal Kit RhD « Duplex »\*

REFERENCE : 508020154

## IJB-RHD DNA CONTROL



\* Suitable for the laboratories carrying out the greatest number of tests, the duplex version makes it possible to carry out twice as many patients per microplate and to save consumables.

<sup>1</sup> Internal quality control is part of good laboratory practices. It allows a corrective type quality approach aimed at regularly monitoring the interactive analytical process «material - technical - reactive» and detecting anomalies in real time in order to remedy them immediately.


+33 (0)3 26 79 72 72 • [contact@ibjb.fr](mailto:contact@ibjb.fr) • [www.ibjb.fr/en/](http://www.ibjb.fr/en/)

More information on our website

Read carefully the instructions in the IFU.

Developed and manufactured by: Institut de Biotechnologies Jacques Boy S.A.S.  
Pôle technologique Henri Farman - 4, Allée Albert Caquot - 51100 REIMS

Réf. : FETALKIT\_FR-EN\_V.150324 NE PAS JETER SUR LA VOIE PUBLIQUE





# QUANTIFICATION OF MATERNAL-FETAL HEMORRHAGE

IBJB has developed a device, dedicated to the **realization of the KLEIHAUER test** for the research and quantification of fetal red blood cells in maternal blood.

The proposed devices use the reference technique developed by E. Kleihauer and K. Betke, modified by Y. Brossard (*National Reference Center for Perinatal Hemobiology*).

## Easy-K



The **Easy-K** accompanies manual coloring and simplifies it by standardizing the heating step.

Designation	Conditioning	Réf.
<b>EASY-K</b> > Staining stand and its microscope slide support	Per unit	EASY-K
<b>EASY-K BOX OF 8 VIALS</b> > Ready-to-use case including 8 vials of elution solutions > Can be used in manual technique <b>with or without</b> the Easy-K support		901080234



# Easy-K support and kit

Easy-K support is an easy-to-use system dedicated to the research and quantification of fetal red blood cells in the mother's blood. The Easy-K solution has been designed to simplify and secure the staining steps during a Kleihauer test in the case of manual operations.

Reagents in the EASY-K set can be purchased and used independently of the holder.

The solution uses the reference technique developed by Kleihauer E. and Betke K., as amended by Brossard Y. (Centre National de Référence en Hémobiologie Périnatale). Both Easy-K support and Easy-K reagents are marked CE/IVD.



## ACCREDITATION

It is in line with the requirements of an accreditation by your analysis laboratory. It can be considered in addition to your K-Matic automata, for ex to face a growing activity.



## SECURITY

The procedure is mastered and validated, respecting the 4 stages of fixation, elution, two successive stains of the smears, while standardizing the heating step. The reagents do not include Methanol.



## SIMPLICITY

An automated blade spreader and a semi-quantitative IQC - **the IJB-K CONTROL** - are available as well, to optimise the process control.



## REFERENCES EASY-K / SOLEASYK



Support dimensions  
H 14 cm  
L 28 cm  
P 13 cm

## REACTIFS REFERENCE 901080234<sup>1</sup> EASY-K KIT 8 BOTTLES



**Kit composition:** fixative solution, elution solution, Mayer hemalun dye, phloxine dye, **positive and negative control slides.**

Each box allows to color 30 slides on a maximum of 35 days after opening.

+33 (3) 26 79 72 72 • [contact@ibjb.fr](mailto:contact@ibjb.fr) • [www.ibjb.fr/en/](http://www.ibjb.fr/en/)



Read the instructions in the system user manual and the reagent instructions for use.



Developed and manufactured by: Institut de Biotechnologies Jacques Boy S.A.S.  
Pôle technologique Henri Farman - 4, Allée Albert Caquot - 51100 REIMS

Réf. : EASYK\_FR-EN-V.150324 DO NOT THROW ON THE PUBLIC HIGHWAY EPSILON





Designation	Conditioning	Réf.
<b>ACCESSORIES</b>		
<b>V-SAMPLER</b> > Automatic microscope slide spreader, including one set of slides (in place) and a spare set		Per unit
<b>Spare slides</b> for V-SAMPLER		Per 2
<b>Slide holder</b> for Easy-K		Per unit
<b>SOLUTION EASY-K</b> > Easy-K support > Slide spreader > Slide holder	Box of 1 unit of each	SOLEASYK
<b>INTERNAL QUALITY CONTROL</b>		
<b>IJB K-Control</b> > Semi-quantitative IQC for the verification of the performance of slide staining techniques by the Kleihauer test > Box of 5 identical blood smears ready for staining		Box
		5 slides
		908080564



Find our products and ranges on :



[www.medicalexpo.com](http://www.medicalexpo.com)

### Institut de Biotechnologies Jacques Boy

Pôle technologique Henri Farman

4 Allée Albert Caquot

51100 REIMS

FRANCE



For more info: [contact@ibjb.fr](mailto:contact@ibjb.fr) / To send your orders: [commande@ibjb.fr](mailto:commande@ibjb.fr)

Tel : +33 (0)3 26 79 72 72

Fax : +33 (0)3 26 79 72 73